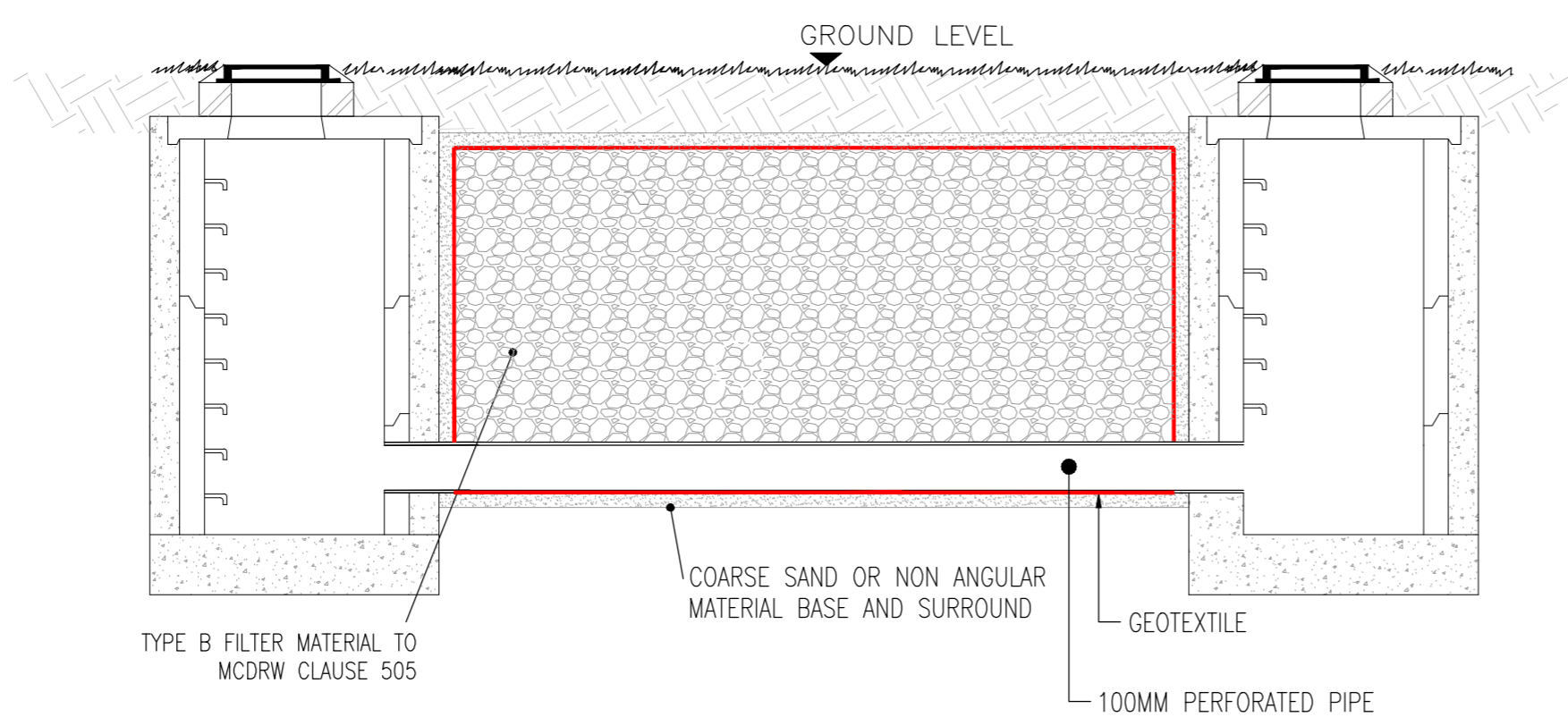
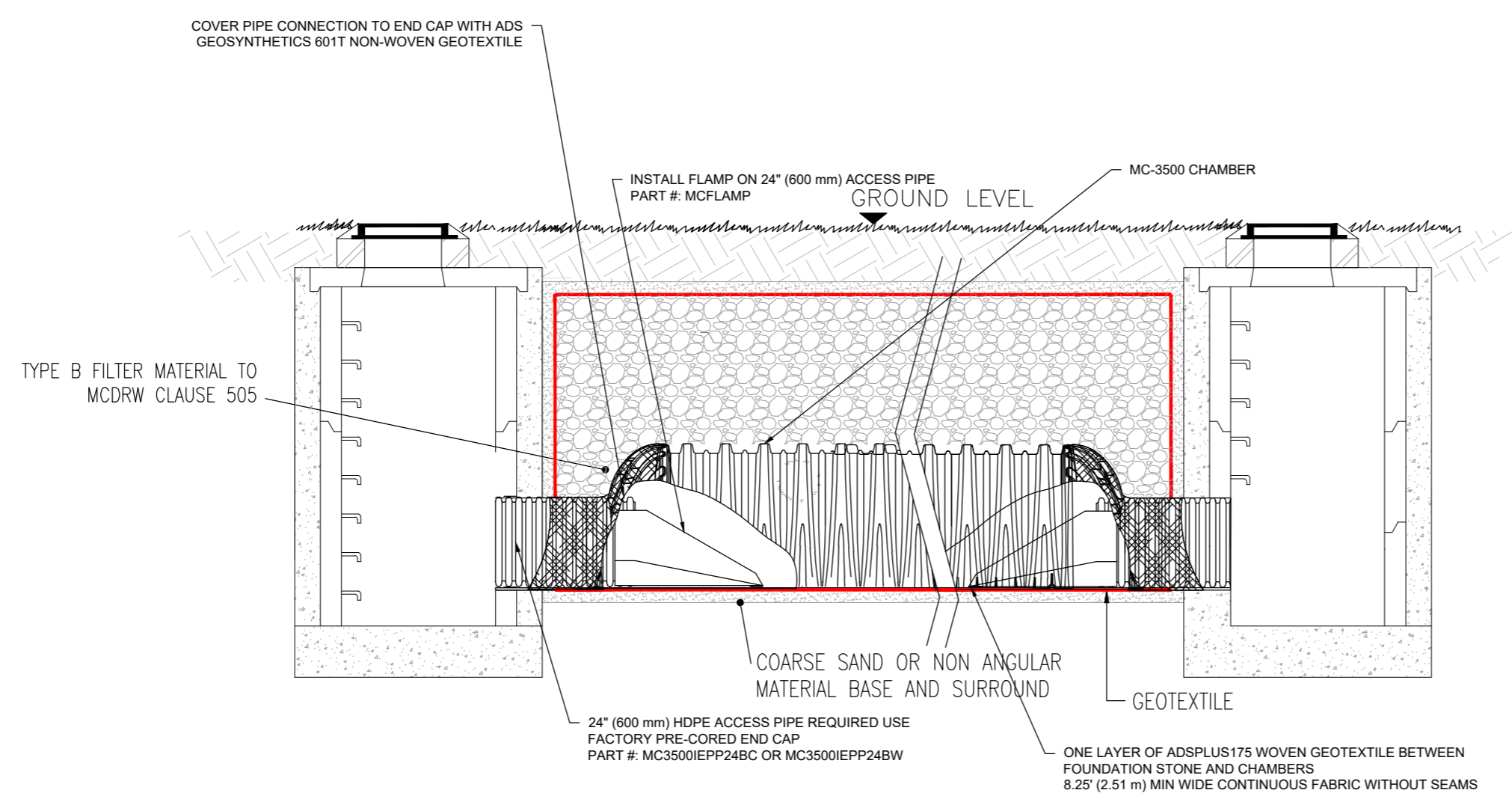
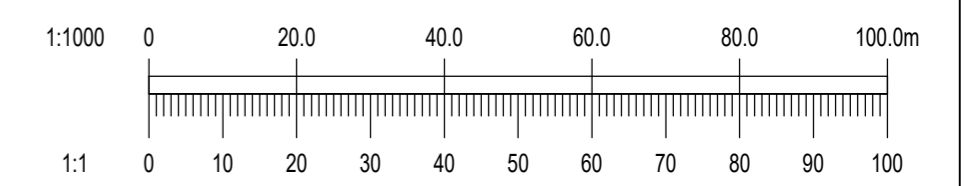


This drawing should not be scaled. Dimensions to be verified on site.
 Any discrepancies should be referred to the Engineer prior to work being put in hand.
 This drawing is the property of Waterman Moylan Consulting Engineers Limited and is issued on the condition that it is not copied, reproduced, retained or disclosed to any unauthorized person, either wholly or in part without the consent in writing of Waterman Moylan Consulting Engineers Limited
 Block 5 East Point Business Park, Dublin D03 H3F4 Ireland
 t+353 1 664 8900

- NOTES:
- DO NOT SCALE. USE FIGURED DIMENSIONS ONLY.
 - THIS DRAWING IS TO BE READ IN CONJUNCTION WITH ALL OTHER RELEVANT ARCHITECTURAL AND ENGINEERING DRAWINGS.



TYPICAL SECTION THROUGH SOAKAWAY WITH STONE
 SCALE NTS



TYPICAL SECTION THROUGH SOAKAWAY WITH STORMTECH
 SCALE NTS

Rev	Date	Description	By	Chk
Amendments				
Project: KILDALKEY ROAD, TRIM, CO. MEATH				
Title: PROPOSED SOAKAWAY DETAILS SHEET 1 OF 2				
Client: LOUGHLINN DEVELOPMENTS LIMITED				
BLOCK 5, EASTPOINT BUSINESS PARK, ALFIE BYRNE ROAD, DUBLIN D03 H3F4 IRELAND. Tel: (01) 664 8900 Email: info@waterman-moylan.ie www.waterman-moylan.ie				
FOR PLANNING ONLY				
Designed By	SK	Approved	BG	Waterman Ref
Drawn By	SH	Date	MAY. 2026	Series @A1 AS SHOWN@A1
Project - Originator - Volume - Level - Type - Role - Number				Revision
TRIM - WAT - ZZ - XX - DR - C - P220				